

europlan



steel lockers

Europlan offers a range of options in locker sizes and colours as standard. In addition, Europlan also offers custom designed lockers to meet one-off requirements, and the option to buy lockers as "built up" or have them installed on-site. All Europlan lockers are made from galvanised steel which has double layered protection to reduce rusting and increase durability.

Standard Range



Single Door / 1 Tier

- Vents
- Coat rail
- Two coat hooks
- Shelf
- Standard lock options


Dimensions (mm)	Codes
1800(h) x 300(w) x 450(d)	11301
1800(h) x 375(w) x 450(d)	11311



Two Door / 2 Tier

- Vents
- Shelf
- Standard lock options


Dimensions (mm)	Codes
1800(h) x 300(w) x 450(d)	11302
1800(h) x 375(w) x 450(d)	11312



Three Door / 3 Tier

- Vents
- Standard lock options

Dimensions (mm)	Codes
1800(h) x 300(w) x 450(d)	11303
1800(h) x 375(w) x 450(d)	11313



Four Door / 4 Tier

- Vents
- Standard lock options

Dimensions (mm)	Codes
1800(h) x 300(w) x 450(d)	11304
1800(h) x 375(w) x 450(d)	11314



Two Step

- Vents
- Two door clothing locker
- Coat rail
- Two coat hooks
- Shelf
- Standard lock options

Dimensions (mm)	Code
1800(h) x 375(w) x 450(d)	11380



Jumbo Locker

- Vents
- Available in single units only unless built up on-site
- Coat rail
- Coat hook
- Shelf
- Boot compartment
- Clipboard holder


Dimensions (mm)	Code
1970(h) x 450(w) x 550(d)	11341

Special Designs

Europlan engineering team's knowledge and expertise helps clients sourcing special design customised lockers in a cost-effective and timely manner. Some of the special design lockers made by Europlan include:

- Laundry lockers
- Apartment lockers
- Electronic key lockers
- Basketball lockers

For custom built lockers minimum quantities apply. Please contact Europlan for more information.



Lock Options



Latchlock
(HASP AND STAPLE)



Camlock
(INCLUDES 2 KEYS)

Colour Options

The lockers come in 10 standard colours. Other colours also available: surcharge and minimum quantities apply. Please call Europlan Customer Service for further information.



950 Silver Star



940 Ice White
(Pale Grey)



130 Dusk Blue
(Dark Blue)



310 Scotch Mist
(Cream)



155 Atlantic
(Darker Blue)



210 Deep teal
(Dark Green)



620 Stone Grey
(Light Grey)



710 Matt Black



420 Driftwood
(Pale Beige)

These colours are as close to actual as printing process allows.

The following add-ons are available as options:

- Infill panels
- Sloping tops
- Flush End panels
- Space Saver panels
- Fixture to wall or plynth
- Re-inforced door

* Minimum quantities and surcharges may apply

Project Management

Europlan's project management team has considerable expertise in installation of locker systems. The team provides services of site visit, measurement, delivery, co-ordination with customer teams and installation. By providing beginning to end solutions, Europlan makes the whole process of purchasing lockers smooth and hassle free. *Surcharges apply

Delivery:

Standard Europlan Lockers are available within 10 -15 working days from receipt of order.

euoplan

freephone 0800 43 45 46

www.euoplan.co.nz

Auckland

125 The Strand, Parnell, Auckland
09 304 1586
sales@euoplan.co.nz

Wellington

Level 1, Biz Dojo
115 Tory St, Wellington
0800 43 45 46
sales@euoplan.co.nz

Christchurch

Awesome HQ, 192 St Asaph St
Christchurch City
0800 43 45 46
sales@euoplan.co.nz